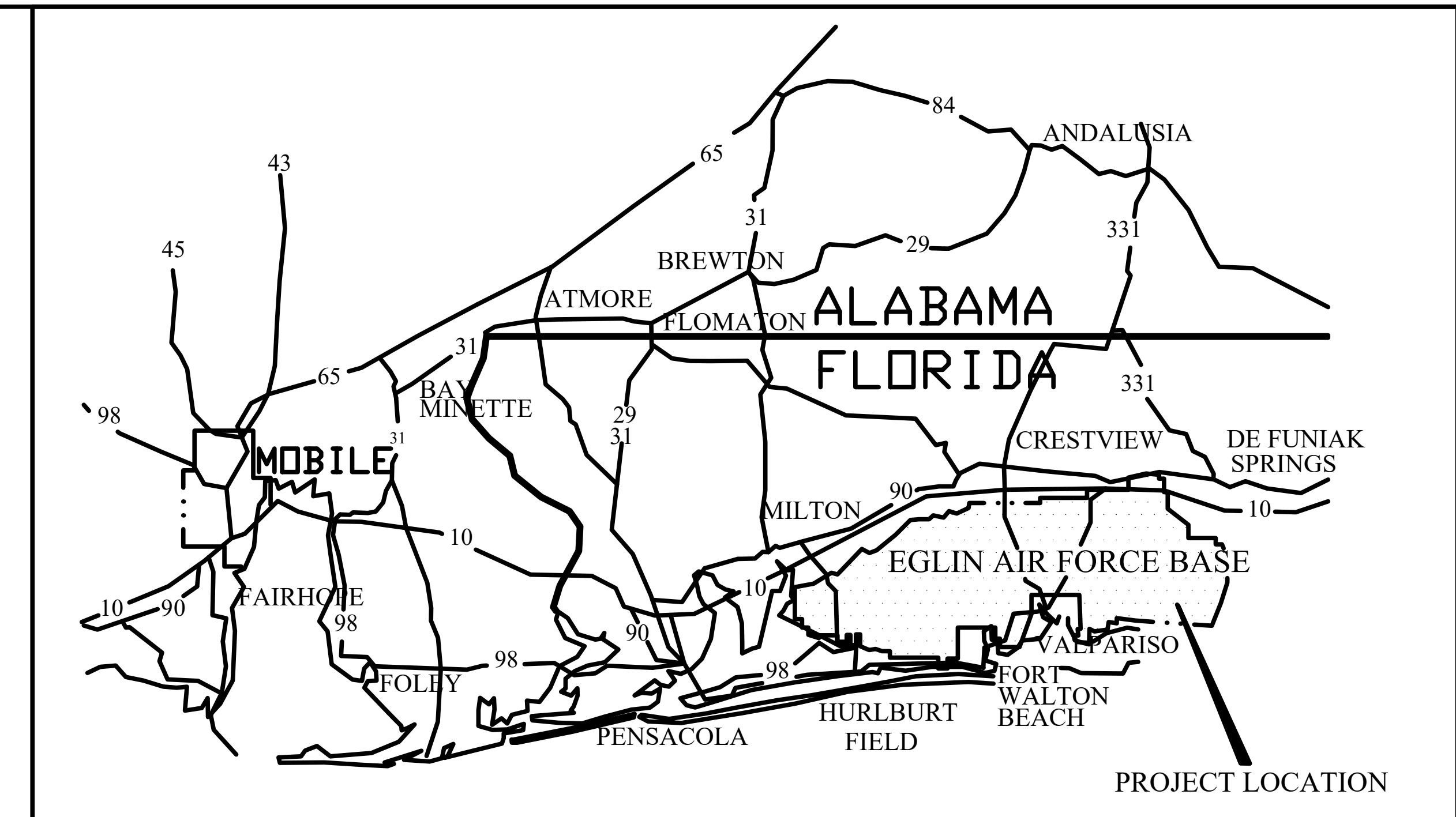


RENOVATE BOILER BLDG. 8777

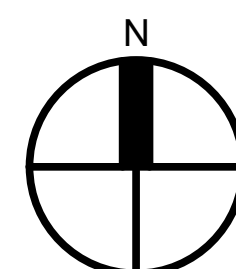
Eglin Air Force Base, FL
Project No. : FTFA 20-RC04



VICINITY MAP



PROJECT LOCATION MAP

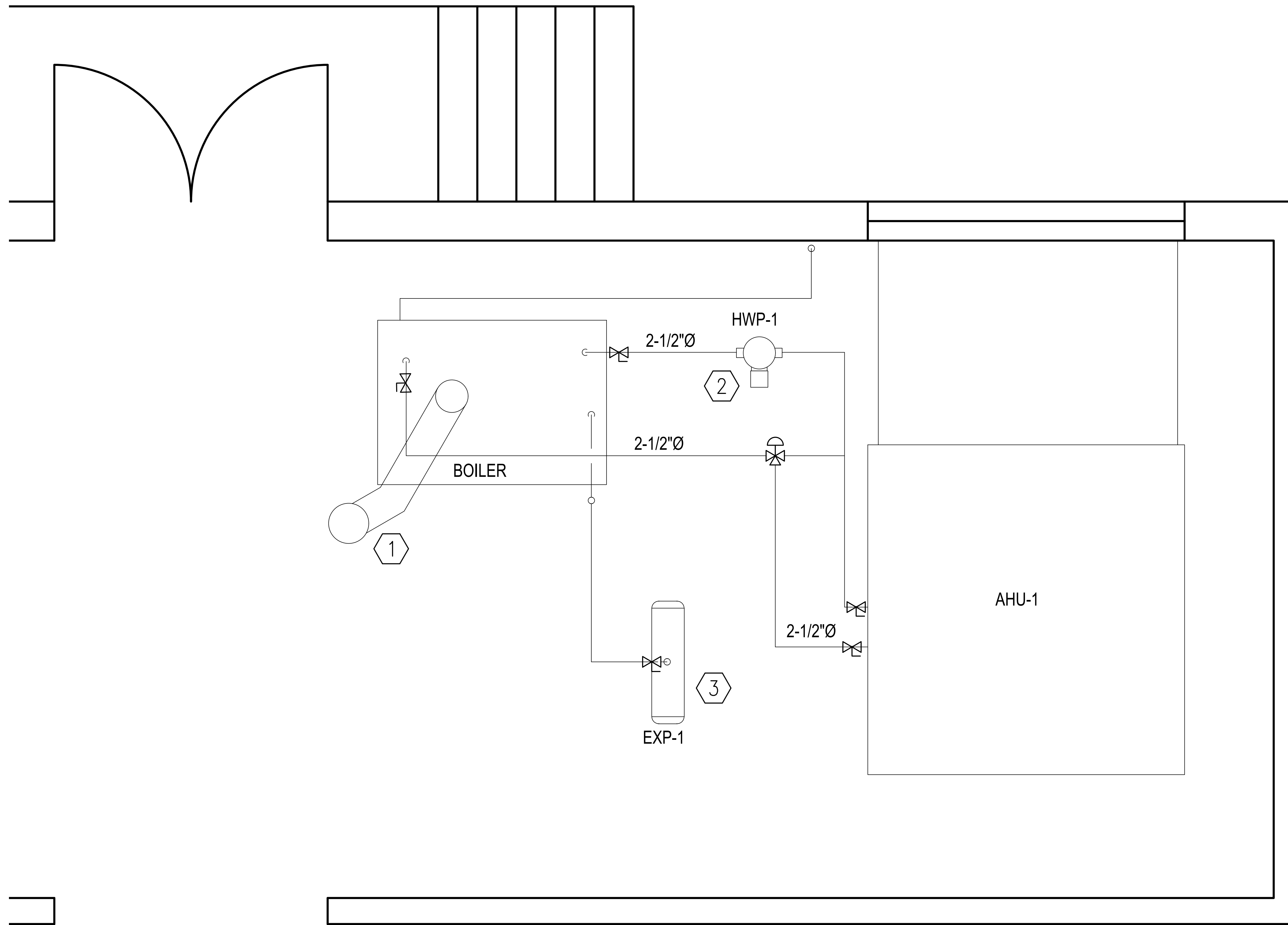


DRAWING INDEX	
GENERAL	
G-001	TITLE, VICINITY AND LOCATION MAPS AND INDEX OF DRAWINGS
MECHANICAL	
M-101	MECHANICAL PIPING PLAN

AS-BUILT 19 APRIL 2022

REVISION	DATE	DESCRIPTION	BY	APPR'D
BASE CIVIL ENGINEER EGLIN AIR FORCE BASE, FLORIDA				
SABER PROJECT MANAGER		TITLE		
DATE		RENOVATE BOILER BLDG. 8777		
SIGNATURE				
APPROVED				
CENM				
DRAWN BY: A-FLOYD PROJ. ENGR. C-RILEY				
SABER DRAWING BASED ON AS-BUILT		CONTENTS		
		TITLE, VICINITY AND LOCATION MAPS AND INDEX OF DRAWINGS		
APPROVED		DATE		
96 CEG/CEN		19 APRIL 2022		
APPROVED		SCALE		
BASE CIVIL ENGINEER		NOT TO SCALE		
INDEX NO.	PROJ. NO.	DRAWING NO.	FILE NO.	SHEET 1 OF 2
G-001	FTFA 20-RC04			



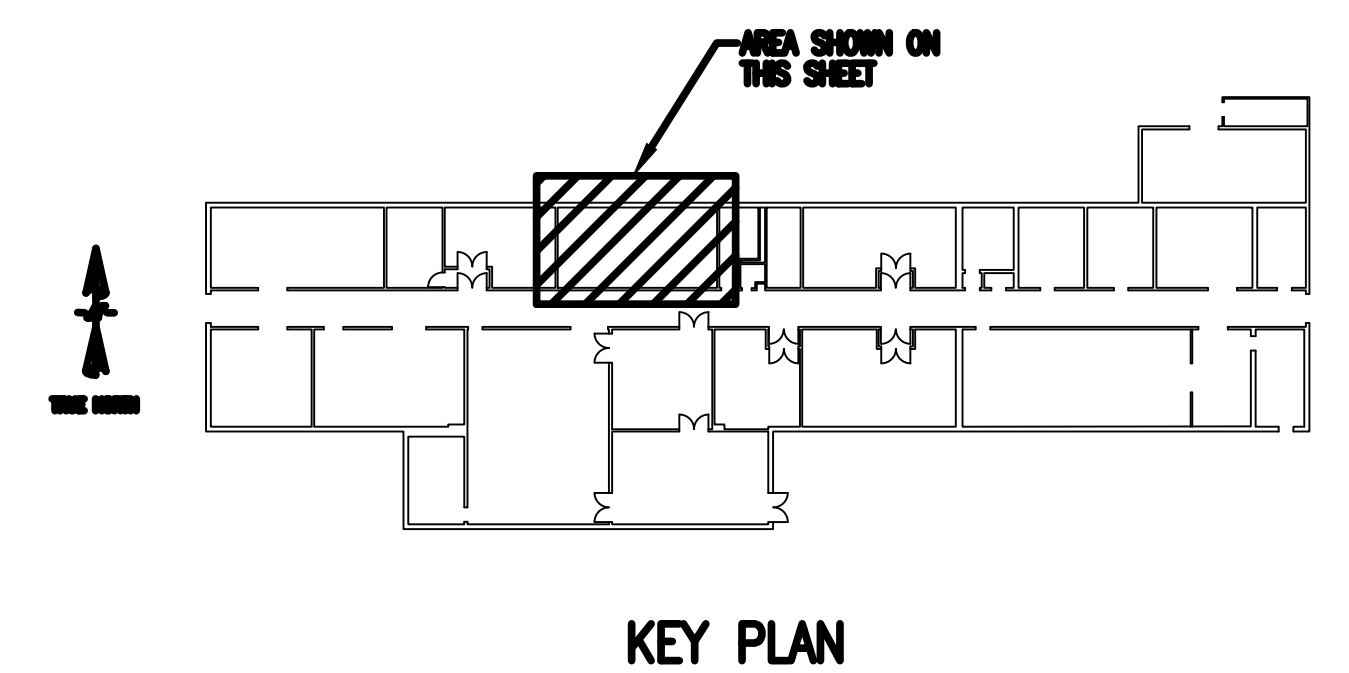


SHEET NOTES

- ① TRANSITION FROM 10" BOILER VENT TO 12" FLUE PIPE SEAL FLUE PIPE FROM INSIDE TO PREVENT TAR SEEPAGE
- ② PROVIDE AND INSTALL ALL PIPING AND VALVES AS SHOWN PER BOILER INSTALLATION MANUAL
- ③ EXP-1 TO REMAIN

LEGEND

- ⊘ BUTTERFLY VALVE
- ⊕ 3-WAY VALVE
- PIPE UP
- ⊖ PIPE DOWN



MECHANICAL PIPING PLAN
SCALE: 3/4" = 1'-0"

AS-BUILT 19 APRIL 2022

REVISION	DATE	DESCRIPTION	BY	APPR'D
BASE CIVIL ENGINEER EGLIN AIR FORCE BASE, FLORIDA				
SABER PROJECT MANAGER DATE _____ SIGNATURE _____ APPROVED _____ CENM _____ DRAWN BY _____ PROJ. ENGR. _____		TITLE RENOVATE BOILER BLDG. 8777		
SABER AS-BUILT DRAWING BASED ON 35% DESIGN		CONTENTS MECHANICAL PIPING PLAN		
APPROVED _____ 96 CEG/CEN		DATE 19 APRIL 2022		
APPROVED _____ BASE CIVIL ENGINEER		SCALE AS SHOWN		
SPEC. NO. _____	PROJ. NO. FTFA 20-RC04	DRAWING NO. _____	FILE NO. _____	SHEET 2 OF 2

PETERSON ENGINEERING INC.
 (PROF. ENG. #: 3600)
 75 SOUTH "F" STREET
 PENSACOLA, FLORIDA 32502
 (850) 434-0513
 PEI 20123

INDEX NO.
M-101